
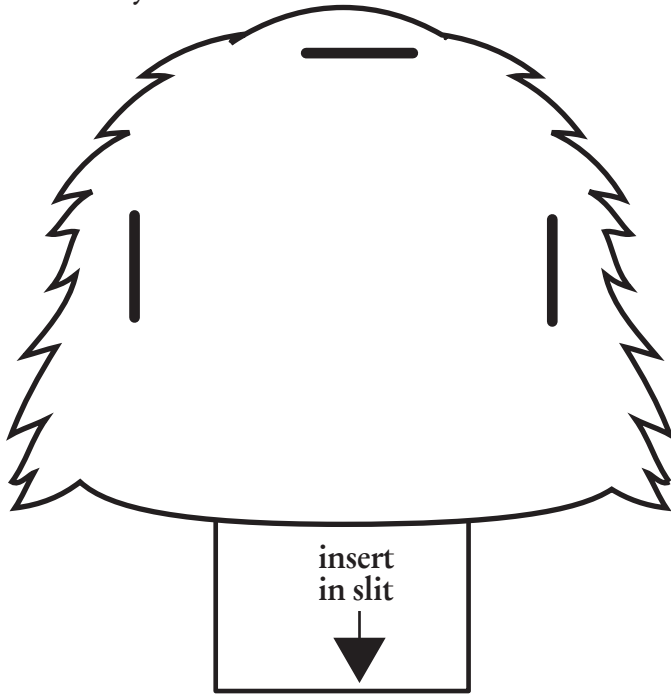



Head:



Body:



Feet:

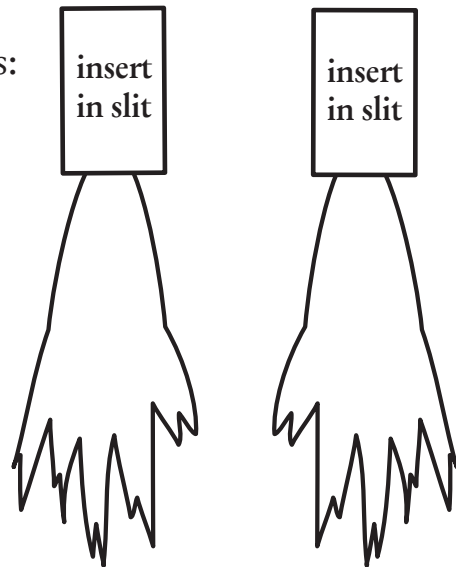


Creature #3

How this works:

- 1) All the creatures fit **interchangeably**. That means you can switch arms, heads, and bodies to make new creatures.
- 2) Color them in any way you want!
- 3) Think up fun stories for your creatures. Where did they come from? Do they have friends? Every good story has a problem. What problem do these creatures have to solve? Can you tell things about their home? Is it different from your home?

Arms:



 cut on solid lines —————
 fold on dashed lines. - - - - -



Printables: Crafts for Kids

InklessTales.com | www.inklesstales.com © 2005 Elizabeth Bushey

ebushey@gmail.com | For more stories, games, poems and fun for children, visit us online.